

# Backplanes Compatible with Half-Size SBCs

## PCI/ISA Backplanes

### PCI-7110P3S6-00A1E

- Segment: 1
- Slots: 3 PCI, 6 ISA
- Size: 185 x 240 mm (7.28" x 9.45")
- Compatible With IPC chassis: IPC-619S
- Ordering Information: PCI-7110P3S6-00A1E


Note: Used for PCI series half-size SBCs



## Pure ISA Backplanes

### PCA-6104-0C2E

- Segments: 1
- Slots: 4 ISA
- Size: 94.7 x 186 mm (3.7" x 7.3")
- Ordering Information: PCA-6104-0C2E




### PCA-6106-0B2E

- Segments: 1
- Slots: 6 ISA
- Size: 142 x 175 mm (5.59" x 6.89")
- Ordering Information: PCA-6106-0B2E




### PCA-6108E-0C2E

- Segments: 1
- Slots: 8 ISA
- Size: 180 x 190 mm (7.09" x 7.48")
- Ordering Information: PCA-6108E-0C2E



### PCA-6108-0B2E

- Segments: 1
- Slots: 8 ISA
- Size: 222 x 171 mm (8.74" x 6.73")
- Only for commercial PC chassis (baby AT size)
- Ordering Information: PCA-6108-0B2E




# Pure PCI Backplanes



Only Compatible with Half-size CPU Cards


## PCA-6104P4-0B2E

- Segments: 1
- Slots: 4 PCI
- Size: 110 x 180 mm (4.3" x 7")
- Ordering Information: PCA-6104P4-0B2E




## PCA-6105P5-0B2E

- Segments: 1
- Slots: 5 PCI
- Size: 143 x 155 mm (5.6" x 6")
- Compatible with IPC chassis: IPC-6806S, IPC-6606, IPC-6006S
- Ordering Information: PCA-6105P5-0B2E



## PCA-6108P8-0A2E


- Segments: 1
- Slots: 8 PCI
- Size: 182 x 185 mm (7.2" x 7.3")
- Compatible With IPC Chassis: IPC-6608, IPC-6908
- Ordering Information: PCA-6108P8-0A2E



# PICMG 1.3 Half-size SHB Backplanes


## PCE-3B03-00A1E

- 3 slot backplane for 6-slot chassis
- Segments:1
- One CPU card slot
- PCIe slot: One x 16, One x4
- Size: 142 x 176 mm
- Compatible with IPC-chassis: IPC-6806S, IPC-3026
- Ordering information: PCE-3B03-00A1E



## PCE-3B06-00A1E

- 6 slot backplane for 6-slot chassis
- Segments:1
- One CPU card slot
- PCIe slot: One x16, four x1
- Size: 142 x 176 mm
- Compatible with IPC chassis: IPC-6806S, IPC-3026
- Ordering information: PCE-3B06-00A1E



## PCE-3B06-03A1E

- 6 slot backplane for 6-slot chassis
- Segments:1
- One CPU card slot
- PCIe slot: One x16, One x1
- PCI slot: Three 32/33
- Size: 142 x 176 mm
- Compatible with IPC chassis: IPC-6806S, IPC-3026
- Ordering information: PCE-3B06-03A1E



## PCE-3B03A-00A1E

- 3 slot backplane for compact-sized wall-mount chassis
- segments:1
- One CPU card slot
- PCIe slot: One x16, One x4
- Size: 173 x 86.3 mm
- Compatible with IPC-3012
- Ordering information: PCE-3B03A-00A1E

